

Triadi Late

Groove the Harmony

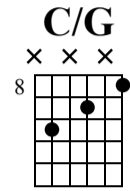
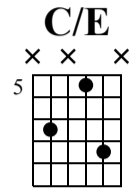
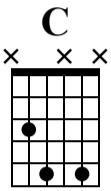
Vittorio Distefano

www.vittoriodistefano.jimdo.com

Standard tuning


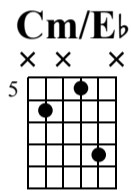
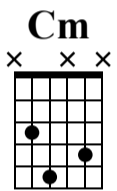
♩ = 90

Maggiore



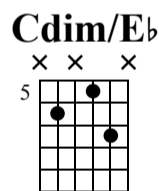
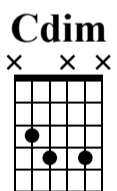
1 2 3

Minore



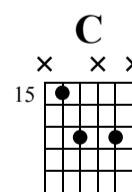
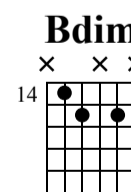
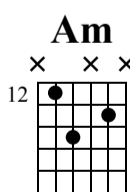
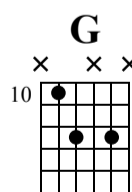
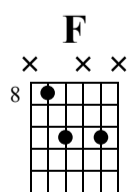
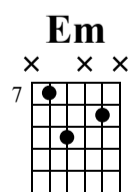
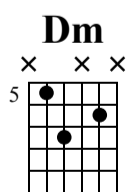
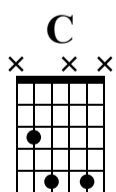
4 5 6

Diminuita



7 8 9

Armonizzazione Maggiore in C



10 11 12 13 14 15 17

C/E x x x 5	Dm/F x x x 7	Em/G x x x 9	F/A x x x 10	G/B x x x 12	Am/C x x x	Bdim/D x x x 4	C/E x x x 5																											
<table border="0"> <tr> <td>T</td> <td>8</td> <td>10</td> <td>12</td> <td>13</td> <td>15</td> <td>5</td> <td>6</td> <td>8</td> </tr> <tr> <td>A</td> <td>5</td> <td>7</td> <td>9</td> <td>10</td> <td>12</td> <td>2</td> <td>4</td> <td>5</td> </tr> <tr> <td>B</td> <td>7</td> <td>8</td> <td>10</td> <td>12</td> <td>14</td> <td>3</td> <td>5</td> <td>7</td> </tr> </table>								T	8	10	12	13	15	5	6	8	A	5	7	9	10	12	2	4	5	B	7	8	10	12	14	3	5	7
T	8	10	12	13	15	5	6	8																										
A	5	7	9	10	12	2	4	5																										
B	7	8	10	12	14	3	5	7																										

C/G x x x 8	Dm/A x x x 10	Em/B x x x 12	F/C x x x	G/D x x x	Am/E x x x 5	Bdim/F x x x 7	C/G x x x 8																											
<table border="0"> <tr> <td>T</td> <td>8</td> <td>10</td> <td>12</td> <td>1</td> <td>3</td> <td>5</td> <td>7</td> <td>8</td> </tr> <tr> <td>A</td> <td>9</td> <td>10</td> <td>12</td> <td>2</td> <td>4</td> <td>5</td> <td>7</td> <td>9</td> </tr> <tr> <td>B</td> <td>10</td> <td>12</td> <td>14</td> <td>3</td> <td>5</td> <td>7</td> <td>8</td> <td>10</td> </tr> </table>								T	8	10	12	1	3	5	7	8	A	9	10	12	2	4	5	7	9	B	10	12	14	3	5	7	8	10
T	8	10	12	1	3	5	7	8																										
A	9	10	12	2	4	5	7	9																										
B	10	12	14	3	5	7	8	10																										

I - VI - IV - V in E

E/B x x xo	C#m x x x 4	A xo x x	B x x x															
<table border="0"> <tr> <td>T</td> <td>0</td> <td>5</td> <td>2</td> <td>4</td> </tr> <tr> <td>A</td> <td>1</td> <td>6</td> <td>2</td> <td>4</td> </tr> <tr> <td>B</td> <td>2</td> <td>4</td> <td>0</td> <td>2</td> </tr> </table>				T	0	5	2	4	A	1	6	2	4	B	2	4	0	2
T	0	5	2	4														
A	1	6	2	4														
B	2	4	0	2														

E x x x 7	C#m/E x x x 6	A/C# x x x	B/D# x x x 4															
<table border="0"> <tr> <td>T</td> <td>9</td> <td>9</td> <td>5</td> <td>7</td> </tr> <tr> <td>A</td> <td>9</td> <td>6</td> <td>2</td> <td>4</td> </tr> <tr> <td>B</td> <td>7</td> <td>7</td> <td>4</td> <td>6</td> </tr> </table>				T	9	9	5	7	A	9	6	2	4	B	7	7	4	6
T	9	9	5	7														
A	9	6	2	4														
B	7	7	4	6														

E/G# x x x 9	C#m/G# x x x 9	A/E x x x 5	B/F# x x x 7															
<table border="0"> <tr> <td>T</td> <td>12</td> <td>9</td> <td>5</td> <td>7</td> </tr> <tr> <td>A</td> <td>9</td> <td>9</td> <td>6</td> <td>8</td> </tr> <tr> <td>B</td> <td>11</td> <td>11</td> <td>7</td> <td>9</td> </tr> </table>				T	12	9	5	7	A	9	9	6	8	B	11	11	7	9
T	12	9	5	7														
A	9	9	6	8														
B	11	11	7	9														

Esercizio

Ton. G

34 35 36 37

3

This block contains the first system of musical notation. It consists of two staves: a treble clef staff and a guitar TAB staff. The treble staff shows four measures, each with a single eighth note on the G line (F#4). The TAB staff shows the corresponding fretting: measure 34 has a dot on the 3rd fret, and measures 35-37 have dots on the 4th fret. A '3' is written below the first measure of the TAB staff, indicating a triplet.

38 39 40 41

This block contains the second system of musical notation. It consists of two staves: a treble clef staff and a guitar TAB staff. The treble staff shows four measures, each with a single eighth note on the G line (F#4). The TAB staff shows the corresponding fretting: measure 38 has a dot on the 3rd fret, and measures 39-41 have dots on the 4th fret. The system ends with a double bar line.